



# Pipeline

British Columbia Council



**Cookie FAQs**

**Understanding  
the Code of Conduct**

**Recognizing  
Guiders:**  
Ideas for  
Every Season

**Thinking Global,  
Acting Local**

**GGC Swag for  
Districts or Areas**





## Editorial

The PR Committee and I are thrilled that you love the look and feel of *Pipeline's* new format. Thank you for taking the time to email your feedback. Knowing that members care about the magazine and read it excites and energizes our committee.

As members will have inferred from my previous editorials, I think of *Pipeline* as your resource because much of the content is submitted by Guiders like yourselves, who facilitate and share experiences with the girls at the unit level. The magazine is also, of course, a vital communication tool for BC Council members to pass on information and inspiration to BC Guiders, transitioning members and Rangers. In this issue, Provincial Commissioner Leslie Bush uses her page for a sobering talk about how each of us should be guided by the Code of Conduct. And nearly all the Provincial Committees communicate ideas, activities and upcoming events (to learn about the work of the Provincial Committees, refer to issue 386, pp. 28–35). New in this issue, the Public Relations (PR) Committee introduces a regular column. Please get in touch with your questions about PR that you'd like discussed in future columns.

.....  
**Front cover:** Mandi Storey

**Back cover:**

*Whispering Pines District (Rivers North Area)*  
*STEM camp.* Mandi Storey

.....  
**CANADIAN PUBLICATION AGREEMENT No. 40681574**

*Pipeline* is published four times a year.

**Deadlines** for submission of articles:

March 1, July 1, October 1, December 1.

.....  
Copyright 2019 by Girl Guides of Canada – BC Council, 107-252 Esplanade W., North Vancouver, BC V7M 0E9. Unless otherwise indicated in the text, reproduction of material in *Pipeline* is authorized for non-profit Guiding use, provided that each copy contains full acknowledgment of the source. Any other reproduction in whole or in part without prior written consent of BC Council is prohibited. *Pipeline* receives ideas and activities from various sources. The original creator is not always made known to us. If we have failed to credit a correct source we ask to be informed. Members submitting photographs for publication must ensure that all members pictured have image release forms on file with Girl Guides of Canada. Submissions are accepted up to the deadline and are published at the discretion of the editor. Submissions may be edited in the interest of conformity and style, taking into consideration the space available.

## BC Council Contact and Information

107-252 Esplanade W.  
North Vancouver, BC V7M 0E9

**Phone:** Membership/Events/  
General Information 604-714-6636

**Fax:** 604-714-6645

**PC Office:** 604-714-6643

**E-mail:** info@bc-girlguides.org

Check out the BC Guiding website at

**www.bc-girlguides.org**

Send your comments to  
**website@bc-girlguides.org**

**Email addresses:**

awards@bc-girlguides.org

bcgglogo@bc-girlguides.org

bcsg@bc-girlguides.org (Safe Guide)

camp@bc-girlguides.org

conflictcoach@bc-girlguides.org

cookies@bc-girlguides.org

crests@bc-girlguides.org

girlengagement@bc-girlguides.org

inclusivity-diversity@bc-girlguides.org

imis@bc-girlguides.org

international@bc-girlguides.org

link@bc-girlguides.org

lones@bc-girlguides.org

memberservices@bc-girlguides.org

membership@bc-girlguides.org

mentoring@bc-girlguides.org

pipeline@bc-girlguides.org

program@bc-girlguides.org

publicrelations@bc-girlguides.org

properties@bc-girlguides.org

rangers@bc-girlguides.org

riskcompliance@bc-girlguides.org

soar@bc-girlguides.org

training@bc-girlguides.org

trefoilguild@bc-girlguides.org

treasurer@bc-girlguides.org

website@bc-girlguides.org

youthforum@bc-girlguides.org

## Table of Contents

PC's Page.....	3–4
Gone Home.....	4
Do You Recognize this Patch.....	4
Upcoming Events.....	5
Meet the New Kid on the Block.....	6–7
BC Guide House Grand Opening Invitation.....	7
Cookie FAQs.....	8–11
Exciting News for Independent Travel Groups.....	12
CWFF Donations Make an Impact.....	13
BC Archives/Museum Committee Needs You.....	13
BC Program Committee Members Needed.....	13
Public Relations Station: Gifts and Giveaways.....	14–15
PR Grants.....	15
BC Flag Collection.....	16
Snowshoes: The Good, the Bad and the Ugly.....	17
ROAM 2018.....	18–19
Pathfinder Summit.....	20
Waterfront Staff Opportunity at Camp Olave.....	21
Emergency Preparedness Learning in Thompson Nicola Area.....	22
Think Global and Act Local.....	23
Sovereign's Medal for Volunteers Awarded to BC Guider.....	24
Awards.....	24
Book of Honour Application Process.....	24
Awards: The Four Ws.....	25
Putting the Fun in Guider Recognition.....	26–27
SOAR 2020: Application Dates and Deadlines.....	27
River's Edge Rangers: Silkscreen Adventure.....	28–29
Remembrance Day in Mackenzie.....	30
Me to We Leadership Academy 2018.....	31
Take Action Camp 2019.....	31
Around BC.....	32–35

.....  

## PIPELINE

**Editor:** Robyn So

**E-mail:** pipeline@bc-girlguides.org

**Editorial Team:**

Ming Berka, Hilary Feldman, Linda Hodgkin, Katrina Petrik, Ruth Seabloom, Helen Varga

**Design:** Phoenix Graphic Design

**Printer:** Mitchell Press



*This newsletter is printed on 30% recycled paper.*



# PC's PAGE

by Leslie Bush,  
Provincial Commissioner



**H**appy 2019, everyone! I know with the Guiding year in full swing you are all very busy enjoying girl-driven Guiding experiences!

World Thinking Day will be a bit different for Guide House this year. Normally BC Council sponsors an open house girl event and a tea, but this year, the official Guide House opening ceremony will take its place. Instead, the PC Team hopes to be invited to visit you for your World Thinking Day activities. In my next PC Pages, I hope to tell you where I celebrated!

I'd like to talk to you about our Code of Conduct. Our members come from a myriad of backgrounds, economic situations, lived experiences and confidence levels. All members, volunteers, employees, and parents and guardians of members are required to agree to abide by our Code of Conduct.

I truly believe that no one deliberately decides to ignore or go against the Code of Conduct, but I do know that our interpretations of appropriate behaviour vary considerably based on our personal perceptions. Some believe the code applies only when we are in a Guiding moment, not when we are in our "real" lives, even when the actions are against a fellow member. Our definitions of respectful conversation can widely differ. One person's view of "making a point" can be seen by others as excessive or even bullying behaviour.

Why am I bringing this up now? The catalyst for me was the conduct and behaviour of some members at the Guider Conference this past October. As it was reported to me, there was a subtle background of behaviour permeating the conference that disrespected the presenters, fellow attendees, the conference team and GGC. I am providing you with a few specifics, not to single out the individuals but to bring the behaviour to the forefront for consideration against your own code thermometer:

- There was a lack of respect by some adults towards members of the Youth Council.
- Guiders engaged in animated "private" conversations of their own throughout sessions, impacting their tablemates and others in their vicinity.
- A group of Guiders on a bus headed to Guide House yelled comments to passersby during the trip.

Our Code of Conduct requires us to refrain from words, actions or behaviours that demonstrate disrespect for others, and to ensure that our conduct, in person, online or otherwise, brings honour and dignity to GGC. We must ensure a safe space for all members; respect others' rights to privacy and the confidentiality of their personal information; act with honesty and integrity with GGC assets; treat members, members' families, volunteers

and staff fairly; and respect the laws of Canada and the province we live in.

The behaviour towards the Youth Council resulted in a conference-wide reminder of the Code of Conduct expectations. Needing to publicly remind adult members of appropriate behaviour in a conference setting that should have been welcoming and supportive to all members, especially our youth, is sobering. To disrupt others' opportunity to learn is rude. While part of the conference experience is to have a good time with old and new friends, we need to remember we represent Guiding at all times.

What I believe the code distills down to in regard to our behaviour toward one another is

## **BE KIND, LISTEN and DO NO HARM.**

If the Guiders at the conference had thought about the impact of their comments towards our youth members, might they have considered their approach, framed expectations differently, been more polite, maybe celebrated the girls being there? If the Guiders who disrupted sessions felt out of place, could they have either talked to the conference leaders about alternatives, or just have sat quietly while opening their minds to new experiences? If the Guiders on the bus thought about how they were representing Guiding in a very public situation, might their actions have changed?

*continued on next page* ➡

continued from page 3

We need to do more to bring the code and what it means to us to the forefront of what we do. BC Council, after being informed of what happened at the conference, has asked to start our February meeting with a Code of Conduct activity and has asked members of our Youth Council to lead it. I am asking each council and

unit to consider doing this at one of your meetings as well. There are several activities on the Girls First platform to help you with this.

I also suggest that each council and even unit come up with a statement or acknowledgement of the code and what it means to them specifically and to

think about building it into their meeting openings. Instead of assuming everyone has the same understanding of appropriate behaviour, specifically stating our intentions at each meeting would be a powerful tool for ensuring a common understanding as well as a way to respectfully challenge behaviours when necessary.



**GONE HOME**

**Barbara McLintock, Victoria**  
**Linda Puhallo, Kamloops**  
**Noreen Simkins, Kelowna**


## Do You Recognize This Patch?

The patch pictured at right was in a collection of traders from the National Heritage Camp, held in Newfoundland in 1967. The shape of the Trefoil suggests that the patch was produced in the early 1960s.

Look closely at the symbol that forms the centre of the Trefoil on the patch. It's most intriguing! The Archives/Museum Committee members don't recognize it and hope that a BC Guiding member can shed light on the symbol. Please email Jean Reeve, head of the Archives/Museum Committee, at [njreeve@shaw.ca](mailto:njreeve@shaw.ca).



## Identify Your Membership Number



Five membership numbers are randomly drawn from the iMIS database for each issue of *Pipeline*. If your number is listed below, you are eligible to receive a gift from the provincial PR Committee. To receive your gift, send an email, identifying your number, to [pipeline@bc-girlguides.org](mailto:pipeline@bc-girlguides.org) by March 15, 2019.

**40620**    **1587060**    **38033**    **44155**    **928923**





# Upcoming Events

DATE	WHAT	WHO	WHERE	NOTES
March 1–3	<b>Trainers Conference</b>	Trainers and Trainer candidates	<i>Guide House, North Vancouver</i>	Application deadline has passed. For information contact <a href="mailto:training@bc-girlguides.org">training@bc-girlguides.org</a> .
April 27	<b>International Briefing</b>	Selected participants of nationally sponsored trips and Guiders of provincially sponsored trips	<i>Guide House, North Vancouver</i>	More information to come by email to those participants.
May 10–12	<b>Roving Brownie Camp</b>	SVI and Pacific Shores Brownie patrols	<i>Camp Creina, Duncan</i>	More information to come by email, or contact <a href="mailto:camp@bc-girlguides.org">camp@bc-girlguides.org</a> .
May 26	<b>Rally on the Shores</b>	All Guiding members	<i>Beban Park, Nanaimo</i>	For information and a registration package, visit the Pacific Shores Area website at <a href="http://ggcpacificshores.ca">ggcpacificshores.ca</a> or contact <a href="mailto:GGCrallyBC@gmail.com">GGCrallyBC@gmail.com</a> . Registration closes April 15.
Spring	<b>safeTALK and Mental Health Workshop</b>	Guiders	<i>Guide House, North Vancouver</i>	For Guide, Pathfinder and Ranger Guiders who want to learn how to talk to girls about suicide and suicidal thoughts, learn to recognize the signs and learn to take care of their personal mental health.  For information, contact <a href="mailto:training@bc-girlguides.org">training@bc-girlguides.org</a> .
June 29–July 15	<b>Costa Rica—Adventures in the Wild</b>	Selected girls born in 2004–05 and Guiders	<i>Costa Rica</i>	Application deadline has passed.
July 21–26	<b>A Taste of Adventure</b>	Selected girls born in 2004–06 and Guiders	<i>Crooked Lake Recreation Area, near Williams Lake</i>	Application deadline has passed.
July 27–August 8	<b>Newfoundland and Labrador Interprovincial Camp 2019</b>	Selected girls born in 2001–03 and Guiders	<i>Gros Morne National Park, Newfoundland</i>	Application deadline has passed.
August	<b>Me to We Take Action Academy</b>	Selected girls born in 2002–05	<i>Bethany Hills, Ontario</i>	Information regarding applications will be emailed in February 2019.
August 1–14	<b>Kenya 2019</b>	Selected girls born in 2002–03	<i>Kenya</i>	Application deadline has passed.
August 2–14	<b>Voilà Québec! Quebec Council provincial camp</b>	Selected girls born in 2004–06 and Guiders	<i>Quebec</i>	Application deadline has passed.
August 3–14	<b>LEAP 2019, Ontario Council provincial camp</b>	Selected girls born in 2003–06 and Guiders	<i>Doe Lake Camp, Ontario</i>	Application deadline has passed.
August 17–24	<b>Amazing Race BC</b>	Selected girls born in 2003–05 and Guiders	<i>Various locations in BC</i>	Application deadline has passed.
August 23–25	<b>AC/DC Workshop</b>	First- and second-year Area and District Commissioners	<i>Guide House, North Vancouver</i>	More information to come by email, or contact <a href="mailto:training@bc-girlguides.org">training@bc-girlguides.org</a> .
August 23–29	<b>Pacific Coast Experience</b>	Youth, transitioning and Link members and Link-aged Guiders (born in 1989–2003)	<i>Whistler</i>	More information to come by email, or contact <a href="mailto:adventure.trex@bc-girlguides.org">adventure.trex@bc-girlguides.org</a> .
September 20–22	<b>Mix It Up</b>	Guide, Pathfinder and Girl Scout patrols	<i>Fraser River Heritage Park, Mission</i>	More information to come by email, or contact <a href="mailto:camping.events@bc-girlguides.org">camping.events@bc-girlguides.org</a> .
September 27–29	<b>Road to Dynamic Presentations</b>	Guiders	<i>Guide House, North Vancouver</i>	For adults wanting to improve their presentation skills or who may be interested in becoming trainers.
October 11–14	<b>Island Adventure Pathfinder Weekend 2019</b>	Pathfinder	<i>Keats Island</i>	More information to come by email, or contact <a href="mailto:camping.events@bc-girlguides.org">camping.events@bc-girlguides.org</a> .

# Meet the New Kid on the Block

The new Provincial Guide House held a “soft” opening on September 14, 2018. A week earlier, local businesses and other community members received invitations with the theme of “Look who’s new in the neighbourhood!” The opening was an opportunity to show we’re about more than selling cookies and that we want to be involved in the local community.



Youth Forum members planned and ran stations. They took their inspiration from the new Girls First program and designed activities for different age groups to showcase Guiding to the public. The Spark-aged activity highlighted the arts with sidewalk chalk drawings to engage young passersby.

For Brownie-aged girls, there was a Jeopardy game with Girl Guide trivia to show our love of games. The Guide activity included a tent set-up and information about Guiding’s focus on outdoor activities. Showcasing the importance of STEM in our program, the Pathfinder activity showed visitors how to make homemade ice cream using salt and ice. Everyone was excited to make their own ice cream in a bag. For Rangers, the focus



Children and adults alike love drawing on the sidewalk! Photo: Meighan Sherman



Members of the BC Youth Forum planned and ran the activities. Photo: Heather Walker



was on travel and how Guiding enhances girls’ résumés and life experiences. Said Meighan S., Cedar Shadows District Commissioner (Lions Area), “We had a spectacular time meeting with members of the community and sharing a little bit about what we do.”

The new Guide House crest was available to all visitors and will be handed out to any visitor to Guide House until the end of 2019. The crest was designed by Ava, from Layer Cake Mountain District, Monashee Area; she is the winner of BC Council’s contest for a new Guide House crest.

While selling cookies at the opening, a unit from Lions Area tried out a new payment



The ice cream-making station was popular. Photo: Hilary Feldman



method, called RePay Pilot, for the national office, which allowed the girls to accept debit and credit card payments. From early reports, it was a huge success. The experience of one young Pathfinder best sums it up: When a prospective customer said that he wanted to buy a box but didn't have any cash, she held up the RePay Pilot device and stated proudly, "I can solve that!" He purchased a box of cookies.

The official opening of the new Provincial Guide House for Guiding members and invited guests will take place on Sunday, February 10, 2019, at 1 p.m. For details, see the invitation on this page and RSVP quickly, as space will be limited.



A Lions Area unit sells cookies to fundraise for its independent trip to the United Kingdom.  
Photo: Antonia Clark



## BC GIRL GUIDES GUIDE HOUSE GRAND OPENING!



**CELEBRATING  
GIRLS BEING GIRLS!**

**WELCOME TO YOUR NEW GUIDE HOUSE!**

The new Guide House is a place for girls to be their natural awesome selves, and where all GGC members can be part of that awesomeness!



Join us for an official opening of the new BC Girl Guides provincial office. We will be having a First Nations blessing, short speeches and ribbon cutting. BC Council members will conduct tours of the new building, with light refreshments served afterwards.

These activities will be held during two separate sessions:

**Session 1 - 12:30 p.m. to 1:30 p.m.**

**Session 2 - 2:00 p.m. to 3:00 p.m.**

This free event is for GGC members and invited guests only. There will be a maximum of 100 persons per session, on a first come, first served basis, and you must RSVP by calling Michell at 604-714-6636 ext 121.

**Date: February 10, 2019**

**Location: 107 - 252 Esplanade W.  
North Vancouver, BC V7M 0E9**

# Cookie FAQs

Laurie Hooker, Provincial Cookie Adviser



Laurie Hooker uses a skid of cookies for a desk at SOAR. PHOTO: PAT MAHON

**Q: Why do the classic cookies arrive during spring break?**

**A:** The deliveries are arranged with Dare and the initial delivery company with input from the national office. Once the deliveries reach BC, they may be subcontracted and delivered by second- and, in some cases, third-party end delivery companies.

Logistically, delivering over 60,000 cases from Quebec to the entire province of BC in just over a week (generally 10 days) is a monumental undertaking and is executed with few concerns overall. When we consider that the entire country receives their deliveries within a three- to four-week window, it is a wow moment!

There are 60 different public school districts in BC and several independent/Indigenous school boards. Each one sets its own spring break, starting around the beginning of March and going until April in 2019. School

boards can choose a one- or two-week break—the dates are entirely up to them. With no set provincial break time and five weeks allocated for delivery, the cookies are likely to arrive during spring break for at least some districts in BC.

**Q: Why do we need to unload cookies when they are delivered?**

**A:** Dare is responsible for the cookies right until the moment the cookie receiver signs the delivery slip. If no issues regarding damage, missing cases or delivery are noted, the delivery is considered to have been received in good condition. Unloading each case of cookies allows the receiver to spot any damaged cases at the bottom or middle of a skid. If damage or loss is noticed after the delivery slip is signed, it is too late to report it to the delivery company. The best way to mitigate delivery problems is to follow the clear and concise delivery instructions before the driver leaves the delivery stop.

There shouldn't be any disputes about the process, as the delivery drivers have the same instructions. It is very important to report all incidents, even ones considered minor, on the delivery incident form. After delivery, send this form to your area for processing; they will forward all reports to the provincial cookie email address.

**Q: Why do Girl Guide cookies expire?**

**A:** All food items have a suggested shelf life. The production date stamped on the cookie boxes is useful—our cookies are good for eight months. Dare starts baking the cookies well in advance of shipping them, and the freshness guarantee for our cookies is determined by the baker. The reputation of both Girl Guides and Dare is jeopardized if stale cookies are sold. Cookies should not be ordered intentionally to be sold with the next cookie campaign. All cases should be sold as soon as possible after delivery, keeping in mind the start date for sales in each area. If any cookies are unsold at the end of the campaign, and if the cookie production date allows sales in the next campaign period, proper storage is essential to maintain cookie quality. Beginning with the spring 2019 classic cookies, the freshness period will be extended to 10 months for classic cookies, whereas chocolatey mint cookies will remain fresh for 8 months.

**Q: Can I ask members or their parents to pay for cookies in advance?**

**A:** No, advance payment is not expected or allowed. Girl Guides does not expect parents to pay for cookies in advance. Additionally, we cannot take a cheque and give it back to the parent once the cookie money comes in. And remember, parents can return unsold cookies; a Guider should not tell them otherwise.

For questions about cookies, please contact Provincial Cookie Adviser Laurie Hooker: [cookies@bc-girlguides.org](mailto:cookies@bc-girlguides.org).





# #ThanksToCookies

What do all these smiles have in common?  
 ... The **sweet power** of Girl Guide cookies!



Turn the page to discover just how **powerful** a Girl Guide cookie can be ...



# #ThanksToCookies



Cookie sales enable Girl Guides of Canada to provide an all-access pass to awesome adventures, fantastic friendships and tons of fun! And, while these revenues help fund the activities units enjoy, they also support all of Guiding.



**951,000  
badges  
earned**

#ThanksToCookies...  
We can develop the programming girls want to do.



**2,000,000  
hours  
mentoring  
Canadian girls**

#ThanksToCookies...  
GGC supports our adult members by developing resources on topics such as bullying, healthy relationships and transgender inclusion.

**135,000 unit  
meetings**

#ThanksToCookies...  
Girls from ages 5 to 17 make new friends and have countless adventures.

**230,000  
marshmallows  
roasted**

#ThanksToCookies...  
Outdoor activities have an extraordinary impact on a girl's life.

**6,100  
communities  
enhanced**

#ThanksToCookies...  
Girls dive into the issues that matter to them through our Challenges, National Service Projects and Make a Difference Days.



**770 passports stamped**

#ThanksToCookies... Our unit, provincial and national travel experiences challenge members to discover more about the world.







## Here's How the Girl Guide Cookie Crumbles. . .

### #ThanksToCookies, Guiding can...

- keep registration fees reasonable for families
- maintain our camp facilities
- rent meeting spaces
- launch new programming in 2018, through Girls First
- subsidize membership fees for girls in need

As GGC's official fundraiser, cookie sales are a sweet deal for every member.

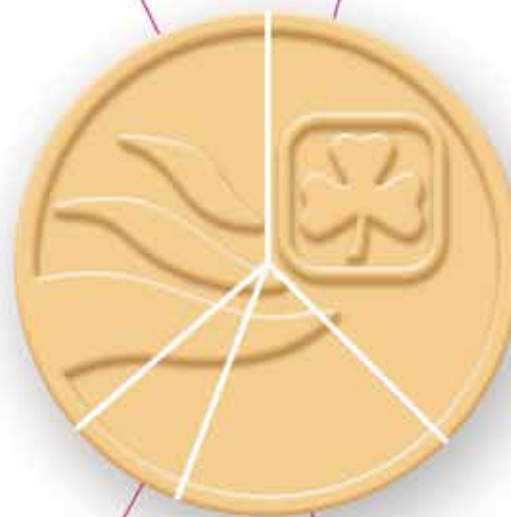
For Each Case:  
**\$60 Revenue**

This is the cost paid to our cookies supplier.

**\$21.75**

Provinces use this for camps, girl events, Guider workshops, group travel, and to subsidize membership fees.

**\$22.50**



**\$4.75**

This amount is used for national initiatives.

**\$11.00**

Units can use this guaranteed share to buy craft supplies, visit a science centre or go camping.

#### THE BOTTOM LINE:

Girl Guide Cookie sale proceeds benefit all members – girls and women alike.



# 94,000+ girls and women are empowered to make a difference.

**#ThanksToCookies...** There are no limits to what girls and women can achieve in Guiding. When you add it all up, Girl Guide cookies make a HUGE impact on Guiding.

Figures based on annual averages.





## Exciting News for Independent Travel Patrols

Guiding groups planning independent international trips can now find group travel resources, forms and contact information on the International Group Trips page on the BC Girl Guides website; select *Girl Engagement > International > Independent Group Trips*. Check it out!



## Pipeline is Available Online!

Issues of *Pipeline* from 2014 to the present are available at [www.bc-girlguides.org](http://www.bc-girlguides.org); select *Volunteers > Guider Resources > Pipeline*. Note: Issues are available as PDF files and are about 10 MB in size.



# CWFF Donations Make an Impact

BC International Committee

**H**ave you heard of the Canadian World Friendship Fund and what it does? With World Thinking Day around the corner, we want to share how each unit's small donations can make a big impact on Canadian and international Guiding!

The Canadian World Friendship Fund (CWFF) collects donations from units across Canada, usually in February when units celebrate World Thinking Day. These donations support Girl Guides of Canada by supporting our girls and Guiders to travel on nationally sponsored international trips to places such as England, Mexico and Switzerland.

Money from CWFF is also donated to the World Association of Girl Guides and Girl Scouts (WAGGGS) to help members around the world. We support the growth of Girl Guiding and Girl Scouting membership in WAGGGS' Western Hemisphere region, and support up-and-coming Member Organizations, such as Suriname. Money collected also helps delegates from Member Organizations to attend the WAGGGS World Conference that

takes place every three years. We also use Girl Guides of Canada's experience in creating positive, girl-centred programming to help other WAGGGS countries to build a program that best supports their members.

If we all contribute to CWFF, it won't take much to make a massive difference in the lives of girls and women across Canada and around the world. And if your group does raise funds, consider entering the BC International Committee's CWFF Pizza Challenge, found under the International tab of the challenges page on BC Girl Guides' website. Your group could win \$100 towards a pizza party! For more information about the pizza challenge, check out issue 385 of *Pipeline* (Summer/Fall 2018, p. 24).



## BC Archives/Museum Committee **Needs You!**

Jean Reeve

New members are very much welcome and needed to help catalogue our museum artifacts. It's fun to identify uniforms, badges and crests! Archiving experience isn't necessary.

We meet every Thursday from 10 a.m. to 2 p.m. at Guide

House, in North Vancouver. Free parking is available.

To learn more about the Archives/Museum Committee, see *Pipeline* issue 382 (Fall/Winter 2017, p. 17), or contact the head of the Archives/Museum Committee, Jean Reeve, at [njreeve@shaw.ca](mailto:njreeve@shaw.ca).

## BC Program Committee **Members Needed!**

**The BC Program Committee is looking for new members!**

We are building a network of Guiders to help support inclusivity in our programming. If you have background or experience in gender issues, women's studies, multiculturalism, adapting program for specialized needs or mental health support, we would love to have you join us and share your special talents with Guiders around BC!

**Email us at [program@bc-girlguides.org](mailto:program@bc-girlguides.org) for more information!**

# Public Relations Station

**D**id you know that all sorts of Girl Guide-branded merchandise are available for purchase through the provincial office as giveaways and gifts? The items cover a wide range of prices—some are suitable as giveaways at community events such as parades and trade shows; the more expensive items might be used as thank-you gifts or ways to display your own Girl Guide pride.

Here is just a small selection of the many items available.



### Girl Guide ribbon

**Price: \$0.25/yard or \$25.00/roll**

Perfect for embellishing thank-you gifts, these ribbons highlight Girl Guide logos through the decades. The blue ribbon features Girl Guide logos past and present. The white ribbon is a bright and bold display of the current Girl Guide logo.



### PopSocket PopGrip

**Price: \$1.75**

This cool accessory sticks to the back of a cellphone and pops out to form a handy grip to hold. It lies flat against the phone when not in use and pops out like a knob when you need it.



### Seed paper

**Price: \$0.75**

A great giveaway for public events, these inexpensive and biodegradable seed papers advertise BC Girl Guides in a unique way. Plant the paper under a thin layer of soil and wait for a variety of wildflowers to grow!



### Scrunchy

**Price: \$2.25**

A brand new item! The Girl Guide scrunchy is a fun accessory for any member.



### Card holder

**Price: \$1.48**

This handy card holder sticks to the back of your phone to hold a few cards. Take your identification and debit/credit cards with you without needing to carry a wallet!

*continued on next page* ➡



### Sunglasses

**Price: \$1.81**

These wayfarer-style sunglasses are royal blue with the Girl Guide logo on the arm.



continued from page 14 ♦♦

Check out the complete list of swag items, price list and order form on the BC Girl Guide website: [www.bc-girlguides.org](http://www.bc-girlguides.org); select *Member Services > Public Relations > PR Resources/Logo Use*, and look for the heading "BC PR Swag Items."

Your district or area may have stock of some of the items available; contact your area public relations specialist or commissioner to find out, or order the items directly from the provincial office.

This is the first instalment in a new regular public relations column in *Pipeline*. Do you have questions for the PR Committee? Is there a particular PR topic you'd like us to cover in future issues? Send us an email at [pipeline@bc-girlguides.org](mailto:pipeline@bc-girlguides.org).

# PR Grants

BC PR Committee

Grants were made available in 2018 to support public relations needs and opportunities at the district and area levels. The successful applicants used their grant money in various ways to promote Guiding in their communities. For example, Alouette District bought supplies to create a gingerbread house float for the Christmas parade in Maple Ridge, winning Best Youth Non-Profit float and Best Float Overall.

Here's a look at branded items that two areas purchased with the help of grant money for use at their registration and other events.

Lougheed Area customized 72" x 30" digitally-printed vinyl banners for each of its districts. Pictured are the ones made for the area itself, for Como Lake District, on the area's western border, and for Mission District, on the area's eastern border.



"We're pretty excited about getting these banners, and thank you for the PR grants that made this project possible." Audrey Wang, Lougheed Area PR Specialist



Burnaby Mountain District bought branded table runners with "Girl Guides of Canada" on one end and "Burnaby Mountain District" on the other end. The item gives the district flexibility about table sizes and how the branding can be displayed.

Grants will be made available again in 2019 to a maximum of \$500.00 per area. Districts and areas can ask for up to 50% of the total cost of the proposed PR item/event/opportunity, and the district or area is required to cover an equal amount or



greater of the cost. The PR Committee will accept applications twice this year: the next deadline to apply for a PR grant is March 30, 2019, and the second deadline will be in the fall. For more information, contact [publicrelations@bc-girlguides.org](mailto:publicrelations@bc-girlguides.org).



Teri Craig, BC International Committee

# BC Flag Collection



Photos: Hands Across the Border (SmugMug)

**D**id you know that the BC International Committee has a collection of flags of member countries of the World Association of Girl Guides and Girl Scouts? The collection is over 50 years old! BC Rangers began this collection in 1966, presenting approximately 35 flags to the province at the BC Council Annual General Meeting in 1967. Many of the original flags were handmade by Guiding members from across BC. Throughout the years, the BC International Committee has continually updated and replaced the flags in the collection. Many of the original flags are made of cotton and have become fragile due to their age, so they can't be used outside where they might get wet or damp. Sometimes a country changes its flag design, so the flag needs to be replaced as well. Also, flags are added to and removed from the collection as full and associate members are accepted or removed from WAGGGS. Flags that are removed or replaced from the collection are kept in the provincial archives.

Members of BC Guiding are able to borrow all or part of the flag collection for use at Guiding events. Additionally, the International Committee has a collection of tabletop mini flags that can be borrowed as a set as decorations for events. Requests for one or more flags or the tabletop sets can be made by filling out the request form found on the International page of the BC Girl Guide website and submitting it to the provincial office. Requests for more than 15 flags must be approved by the International Committee, so be sure to allow enough time for your request to be processed. Arrangements can be made to pick up the flags from the provincial office or have them delivered to you, at your own expense.

An individual, unit, district or council can sponsor a flag or replacement flag for approximately \$50. This is a great way to honour a member of Guiding, a family or a relative with ties to a specific country, or to cap off a unit or district's learning

session about WAGGGS members. If you are interested in sponsoring a flag, please contact the International Committee at [International@bc-girlguides.org](mailto:International@bc-girlguides.org)—we would love to see your name added to the sleeve of the flag as a donor!

Some flags that need to be replaced or added to our collection include those representing Albania, Myanmar and Niger. A full list of flags that are in need of replacement or are not represented in our collection can be found on the BC website!

We would like to thank the Legends Trefoil Guild for sponsoring flags representing Mongolia and the Democratic Republic of Congo; Big Sky District in Williams Lake for sponsoring the flag of El Salvador; and Sandi Jessee for sponsoring the flag of Scotland in 2018. We have just received a cheque from the North Shore Energetic Wanderers Trefoil Guild and will be purchasing flags representing Lithuania and South Sudan on their behalf!



# Snowshoes

## The Good, the Bad and the Ugly



*If you can walk, you can snowshoe!* Photo: Erin DeBruin



Photo: Tammy Tromba

**S**nowshoeing is one of the most accessible ways to enjoy the outdoors in the winter, which also makes it a great way for avid hikers to continue hiking year round.

As with any piece of gear, it's important to select your snowshoes to reflect the type of trails and snow that you're going to be on and how fast you want to go.

For those eager to tackle flat terrain and soft snow or groomed trails, the recreational style snowshoes that you can pick up at Costco are an inexpensive way to get into the sport. This type of snowshoe often has a tubular frame, a web-based binding that is simple to use and a less aggressive traction system, which often means a single crampon under the ball of your foot. This style, however, makes it difficult to tackle icy or alpine trails.

For those eager to take their backpacking into the snow, snowshoes that are wider and

longer provide the extra flotation necessary to take the additional weight of your pack. Traction is the second most important feature to be able to move confidently in alpine or advanced, icy terrain. Additional teeth on the outer frame or crampons beneath the heel all help to increase your grip as you climb up and down your favourite mountain trail. Finally, having bindings that are easy to use, even with gloves on, and are constructed of durable materials are important factors when you may be a long way from replacement parts. For those that do a lot of alpine trails, a heel lift bar that can be put in place when going uphill can be a lifesaver, as it puts your foot in a more neutral position to prevent calf muscle and tendon strain.

The size of your frames is important to get good flotation if you're going into deep or light snow; on groomed or hard-packed trails, the size of your frames isn't as

important. You need to take into account your weight as well as the weight of your gear when determining the appropriate length and width of the snowshoes. Each model will have a range of weight loads for which they will provide the ideal flotation and stability. Petite women will benefit from the women's style frames, which are often narrower with tapered tails and are designed for smaller feet. Men's style frames may be appropriate for many women, depending on their size, as the snowshoes will have wider frames and longer tails to accommodate wider strides and larger boots.

Thankfully, many types of footwear, including waterproof hiking boots, winter boots, mountaineering boots and even snowboarding boots, will work with snowshoes depending on the bindings. Make sure the footwear and snowshoe combination will provide the right fit and stability to keep you comfortable.

# ROAM 2018

## Follow the Gold Rush Trail



Covered wagon ride in Barkerville.

**R**OAM 2018 was a 10-day adventure for Pathfinders who explored the Gold Rush Trail from New Westminster to Barkerville.

### Alaina, Rivers North Area

ROAM 2018 was one of the best experiences I have had in my Guiding years—meeting other Pathfinders, seeing new places



Panning for gold!

around my province, learning about different cultures and the history of many different areas around BC and having new exciting adventures that have become lifelong memories I can share with other girls in Guiding. But my favourite new experiences? Whitewater rafting, horseback riding and gold panning!

So many new experiences to look forward to in the Guiding program.

### Pauline, West Coast Area

One of the highlights was our visit to Hell's Gate, in the Fraser Canyon. We rode the tram over a huge chasm filled with swirling water that Simon Fraser had to pass through in 1908 by canoe. When Fraser spoke about his journey, he simply said, "We had to pass where no human being should venture, for surely we have encountered the gates of hell." The water level on the day we saw it was only 151 feet (46 metres) but at its peak, when it washed away the original bridge, it was around 204 feet (62 metres). We explored the little village, bought fudge and ice cream and walked on the bridge over the canyon. We were all sad when we had to leave, but I'll always remember how much fun I had at Hell's Gate.

You may think that I'm just going to talk about all the unique places we went to, but the best memories I have are from our journeys on the bus (hats off to the leaders for organizing such an AMAZING trip!). From spontaneous games of Mafia to simply napping on each other's laps, the bus was a place where we all got to know each other better than we ever thought we would. There was a lot of storytelling, tons of chatting and much laughter in the back of the bus.

### Cecily, West Coast Area

ROAM 2018 was a great way to start the summer, full of easy friendships, crafts, learning and more. I loved the crafts and, of course, Barkerville. It was so funny! In the English schoolhouse, a lot of



students got told to “immediately after class report to the doctor’s office because I am sure you have an awful case of finger fungus.” Their “finger fungus” was nail polish. In the Chinese schoolhouse, when Iris and I were late for class, the teacher made us recite something to the class (yes, in Chinese!).



*Dressing up in Old Yale Town.*

ROAM 2018 was so much fun, and I hope to do something like it again next year!

**Nora, Lougheed Area**

The best part was definitely day five. We stayed in teepees. These were not regular teepees, no. They were on the edge of a cliff, and the view was absolutely stunning! The sunset was breathtaking with all the delicate colours blending into a mix as if the universe were a paint palette and the sky its easel.

However, the best part of the day was definitely whitewater rafting. The look of pure ecstasy on my friends’ faces and the feeling of utter happiness just about made up for getting soaked to the bone. Trust me, getting back on that bus was a relief. With a content feeling (and a large burrito) in my stomach, the bus ride back was over in the blink of an eye, and boy was I glad to be reunited with my towel.



*Whitewater rafting!*

**Dawnica, Pacific Shores Area**

Going in, I was extremely nervous and questioning myself, “Should I do this?” The answer was yes. This trip turned out to be an amazing experience. From day one I learned about the foundations that British Columbia is built on. I learned of the First Nations and their occupation here for thousands of years. I learned of the fur trade and of the relations between the Indigenous people and the settlers. I learned most of all of the Cariboo Gold Rush and its essential role in shaping this province. I have always loved any type of history, so I am utterly humbled that I got to see history come alive.

Something I was awfully anxious about was socializing with the other girls. I am a bit of an introvert, so I tend not make friends easily. On this trip though, I was able to connect with other Pathfinders through our mutual love of books and musicals. Now I have three new comrades whom I keep in touch with. I was able to create memories that will last a lifetime, from being a time travelling spy with a friend at Fort Langley to rafting down the Thompson River with adrenaline coursing through my veins to seeing history come to life before my eyes in Barkerville.



*Our teepee accommodations.*



*Wheelbarrow races.*

Carissa Konesky, Event Coordinator, BC Program Committee

# Pathfinder Summit



Photos: Van Chau

**F**rom October 19 to 21, 60 Pathfinders and 15 Guiders from across the province came to North Vancouver for the biennial Pathfinder Summit. This was our first-ever summit in the brand new BC Guide House, as well as our biggest, so everybody was very excited!

Friday night began at the HI Vancouver Downtown Hostel, with an evening led by the BC Youth Forum. The Pathfinders got to know one another through a scavenger hunt and other low-key activities. On Saturday morning after breakfast at the hostel, we took the SeaBus to Guide House to begin the summit. We were lucky to have Alison from ShEvaluesco lead workshops on effective communication and self-advocacy. Girls explored the Science Lab theme of the new Girls First program. Engineers led sessions on chromatography and sustainability, and we even had a real magician teach us about optical illusions and making bubbles.

During lunchtime, we celebrated a Pathfinder birthday with doughnuts and a special surprise of Earnest Ice Cream. After lunch, we had many different exciting sessions. On the Life Stuff theme, we had talks about opportunities within the trades sector and on staying safe in cyberspace. We also had a Gender Power-themed

presentation by Out in Schools. And we even got to explore the Your Choice section of the new program by going through a service project escape room.

One of the highlights was going on a shipyards walking tour organized for us by the North Vancouver Museum and Archives. An actor took the Pathfinders and Guiders on a fun walk around the Burrard Dry Dock shipyard at the Lonsdale waterfront. We came back to Guide House to explore our artistic sides with art studio sessions such as crayon melting art, paper quilling, quilting pin books and improv.

After a delicious turkey dinner cooked by our quartermasters, we learned about provincial camping opportunities in an awesome talk by past camp participants Tessa and Brooke. We also had a very special guest, Nerissa, who came from Victoria to talk to us about LGBTQ issues. Afterwards, we finished off our busy day with a competitive round of Minute to Win It!

On Sunday morning, we came back to Guide House to learn more about the Be Well program area in Girls First. We did yoga, learned about self-defense and mindfulness and explored our values and strengths. Our last session of the

weekend was a Canadian Connections-themed keynote speech by North Vancouver-Lonsdale MLA Bowinn Ma. She spoke to us about her experience as a young woman in politics and her journey to becoming an MLA. We also made sure to Take Action (another program area) and make a difference during the weekend! All the Pathfinders and Guiders brought donations for Wings Housing, an organization that runs transition homes in the Lower Mainland and across BC. Our donations were given to teenagers in the community at Christmas.

The Guiders also got their own special program. They spent Saturday morning in a session led by Ashley from Sole Girls. They also learned more about the new Girls First program, relaxed in a meditation session and went on a shipyards art walk!

Some words the girls used to describe the weekend were “fun,” “experiences” and “new friends.” Thank you to everybody who made this fun-filled weekend possible, including BC Council, our quartermasters, the BC Youth Forum, the BC Program Committee, the Guiders and, of course, all the Pathfinders. Pathfinder Summit 2018 would not have been possible without you all!



## EMPLOYMENT OPPORTUNITY

# Waterfront Staff for Summer 2019

At Camp Olave, near Sechelt, BC



Photo: Jane Lee

**J**oin us and work from May to August at Camp Olave, which has over 1,500 metres of ocean beachfront overlooking the scenic Gulf Islands. The waterfront position will allow you to play an important part in the girls' fun, friendship, adventure and discovery at camp. Camp Olave has been operating for over 90 years, providing a variety of camping experiences for girls.

You will report to the summer staff supervisor. In this exciting position your main responsibility will be to ensure the safety of participants in all waterfront activities, including swimming, kayaking and canoeing. Additionally, you will support other activities in the camp, such as leading girls through the various nature programs and special events.

**For more information, please visit the Camp Olave website at [www.campolave.com](http://www.campolave.com).**

### Qualifications:

- Current NLS Waterfront Award\* and 750 hours of recent related experience
- Current Standard First Aid and CPR certification

- Paddle Canada Intermediate Lake Skills Tandem and Sea Kayaking Skills Level 1, or equivalent courses offered in your province/territory, or a reference letter and documented experience that includes righting and re-entry into a capsized boat\*\*

- Female, 19 years of age or over
- Environmental studies an asset

Lifeguard wage is \$23.00 per hour, plus you will enjoy onsite beachfront accommodation provided by the camp.

*\*Candidates with NLS Pool are welcome to apply; the successful applicant will have the NLS Waterfront course fee reimbursed upon successful completion.*

*\*\*Candidates with basic boating abilities are welcome to apply; the successful applicant will be reimbursed, upon successful completion, for boating courses to update skills.*

**Email your résumé and cover letter by February 28, 2019, to Elaine Lake, Camp Olave Management Committee personnel coordinator, at [greatlakes@telus.net](mailto:greatlakes@telus.net).**

# Local Natural Disasters

## Teach Monarch District Brownies about Emergency Preparedness



Photos: Darlene Clark

**T**hompson Nicola Area experienced BC's worst wildfire season in recorded history in 2017; the wildfire season in 2018 was equally devastating. In addition to the wildfires this year, mudslides killed one woman and buried houses, agricultural land and roads in 20 feet of sludge in the Cache Creek area and surrounding communities, including the Bonaparte Indian Band. South of Thompson Nicola Area, Grand Forks flooded, forcing residents from their homes.

Kamloops was a core evacuation centre. Hundreds of residents participated in the emergency response. Brownie Guiders in Monarch District, which is based in Kamloops, saw the response as an opportunity for the Guiding program to teach the Brownies about recovery, preparedness and resiliency.

Guiders planned a unit meeting using the Master of Disaster program kit prepared by Emergency Management BC and the

Ministry of Education. The kit includes a Preparing for Disasters Student Workbook and a Home Emergency Plan Workbook for each child, a teacher's manual, some starter items for an emergency kit and sample letters to parents to send home before the meeting.

The meeting ran smoothly. Using the workbooks, we talked about flooding, landslides and wildfires. We acknowledged the relevance of natural disasters to our local communities and how being prepared can help to ensure the safety of our families. We learned about what the girls can do in their own homes to be prepared in case of a natural disaster. We talked about having an emergency plan.

Then we left the heavy conversation and did some Lego building with Lego Friends building sets that had been donated to the Sparks and Brownie units. The girls loved this activity. We used the Lego houses

to role-play emergency preparedness. For example, we can clear our yards of combustible materials like dry leaves and dead trees. And how do natural disasters unfold differently in communities where houses are built close together or far apart?

At the end of the meeting, we did a check-in to ask the girls what they had learned and how they were feeling. They had learned many ways to be prepared and were feeling resilient.

We're grateful to Lego for its donation and to the Province of BC for creating an incredible resource and making it available for free. For more information or to order student workbooks and the teacher's manual, go to the Master of Disaster Youth Preparedness Education page on the BC Government website, [www2.gov.bc.ca/gov/content/safety/emergency-preparedness-response-recovery/preparedbc/master-of-disaster](http://www2.gov.bc.ca/gov/content/safety/emergency-preparedness-response-recovery/preparedbc/master-of-disaster), and follow the links.



# Think Global and Act Local!

## 1st Pitt Meadows Rangers Help Clean Up Katzie Slough



*Physics lesson: the higher you jump, the deeper the shovel goes into the ground!*  
Photo: Lower Mainland Green Team



*Nikole uses her body to measure the distance between plants going into the ground.*  
Photo: Janet Haworth-Lee



*Hannah and Nikole loosen the roots before planting.* Photo: Janet Haworth-Lee

Girl Guides love to contribute to our communities! We strive to better our world and to help the environment. Our amazing unit did just that on a gorgeous, sunny October day. We put on our boots and gloves and got to work helping the Lower Mainland Green Team to remove an invasive species, the rapidly growing Himalayan Blackberry bush. In total, we helped save 21 cubic metres of Katzie Slough, a floodplain watershed in Pitt Meadows, from the invasive species! In its place, we planted native shrubs and trees.

The Lower Mainland Green Team's mission is "to organize and run hands-on activities educating volunteers about local parks and ecosystems, local food production and environmental conservation." It runs multiple activities to help impact our environment in the best ways possible. By helping out the team, the Ranger unit had a great experience

and a ton of fun with this activity! We recommend activities run by the Lower Mainland Green Team to any unit looking to make a constructive environmental contribution to their community.

The project was also a great way to help fight global warming in our community. By replacing the invasive plants at the slough with a native species, the area can properly thrive and create a balanced ecosystem. The trees planted near the slough will offer shade to the waters that the salmon travel in, allowing the salmon to thrive in an area where they have been impacted by the attacks of invasive species as well as by rising water temperatures due to global warming.

To learn more about the Green Teams and their work, or to register as a volunteer, visit the Green Teams Canada website at [www.greenteamsCanada.ca](http://www.greenteamsCanada.ca) and follow the links to the next meetups.



*Hannah and Hannah plant the first of 30 plants in the Rangers' pod.* Photo: Janet Haworth-Lee

Darlene Clark, Monarch District Commissioner, Thompson Nicola Area

## Sovereign's Medal for Volunteers Awarded to BC Guider

Judy Crawford has been awarded the Sovereign Medal for Volunteers in recognition of her exemplary volunteerism, the first resident of Kamloops to receive this official Canadian honour created by the governor general of Canada. Judy's family and Kamloops's mayor-elect attended the Guide event where she was presented with the medal.

Darlene Clark, the district commissioner who nominated Judy, was humbled by Judy's volunteerism, writing that "Judy truly has a servant's heart." In addition to her involvement with church, sports and other community groups, Judy has taken on many roles in Guiding for more than 30 years: Brownie, Guide, Pathfinder and Ranger Guider, Trainer,

caretaker for Camp Selhowtikan (a BC Guiding property), district camp coordinator, Guider on national and international trips and, most recently, treasurer. In that role, Judy implemented innovative financial processes and increased membership 150 per cent!

The Medal for Volunteers is awarded to individual Canadians whose exceptional caring and generosity have made a significant, long-term impact on their community in Canada or abroad. This honour is the only one for volunteerism given by the governor general. To learn more about nominating an individual, visit the Sovereign's Medal for Volunteers page on the Governor General of Canada website at [www.gg.ca/en/honours/canadian-honours/sovereigns-medal-volunteers](http://www.gg.ca/en/honours/canadian-honours/sovereigns-medal-volunteers).



Award recipient Judy Crawford (centre) with Mayor-Elect Ken Christian (left) and presenter Darlene Clark (right).



## AWARDS

Honorary Life  
**Kathy Brown, Nanaimo**

Medal of Merit  
**Erin DeBruin, Port Coquitlam**

**NOTE:** The awards list is created from the iMIS database. If an award was presented but not entered in iMIS before the Pipeline submission date, it will not be included here.

## Book of Honour


BC Awards Committee



Be the one. Organize an award. Honour a fantastic Guider.

**B**ook of Honour applications take up to three months to process. If you intend to award a member with the Book of Honour at your next AGM, it's time to start the application process now! For information on submitting a nomination and to download the application form, go to the BC Girl Guide website at [www.bc-girlguides.org](http://www.bc-girlguides.org); under the *Member Services* tab, select *Membership > Awards and Recognition > Book of Honour*, and follow the links.





# AWARDS!

## The Four Ws

Vicky Ford, with Provincial Awards Committee

to see what its deadlines are. At the provincial level we recommend submitting the application at least two months prior to presentation. If it is a national award it can take up to four months to get approval!

### WHERE can you find more information?

Visit the national and provincial websites for information on all the awards, on writing a support letter for an award and to download the Awards Application (R.3) form.

Check out [www.bc-girlguides.org](http://www.bc-girlguides.org); select *Member Services > Membership > Awards & Recognition*; and [www.girlguides.ca](http://www.girlguides.ca); go to *Member Zone* and select *Opportunities > Recognition > Member Awards*.

### WHAT is the process?

The process is similar for each type of award. Check with your area awards specialist (previously known as an adviser) to see if she prefers paper copies or electronic submissions.

1. Find someone deserving to nominate!
2. Consult your area awards specialist or your commissioner.
3. Complete an R.3 awards application, including obtaining needed signatures.
4. Gather the required letters of support/recommendations; it's okay to receive them in an email.
5. Submit the letters and the completed R.3 to your area awards specialist.

### There are many types of awards to consider when nominating a volunteer!

The **Unit Guider award** is presented to a Unit Guider who provides girls with exciting programs and opportunities. She welcomes new members, attends trainings, participates in district meetings and upholds the values of our organization. Unit Guider awards are given in three levels: Bronze to a Unit Guider with 1–3 years of experience, Silver to a Unit Guider with 4–10 years and Gold to a Unit Guider with 11 or more years of experience. A Guider may receive any or all of the awards during her time as a Unit Guider.

The **Merit award** is presented to a Guider who goes above and beyond the expectations of her position. She may have mentored other Guiders, been a positive role model, been especially creative or innovative and been active in Guiding committees. Did she organize district or area events? She might have created new resources, volunteered as staff or taken girls to camps at the provincial, national or international level. The merit awards are presented in the following order:

**Bronze Merit:** presented for dedicated service to Girl Guides

**Silver Merit:** presented for excellent service to Guiding

**Gold Merit:** presented for outstanding service to Guiding

Others include the Medal of Merit, BC Guider Appreciation award, Book of Honour, Commissioner award, Gold Thanks Pin, Fortitude, Valour or Team awards, Honorary Life Member and Beaver award. Check the provincial or national websites to find the criteria for each award.

### WHY do we have awards in Girl Guides?

Everyone likes to be appreciated! A kind word, a smile and a thank you go a long way toward making a Guider feel her efforts have been recognized.

Do you know a Guider who is amazing? Dedicated? Outstanding?!!

Guiding members are encouraged to recognize Guiders by nominating them for a formal award!

There are many informal awards and thanks that can be presented at any time. They make a Guider feel welcomed and appreciated!

### WHEN can awards be presented?

Awards can be presented at any time, but it's really nice to have a special occasion where the Guider can receive her award with her peers or the girls. Enrolment? Advancement? Year-end dinner? District event? Annual General Meeting? PLAN EARLY! It can take time to get letters/recommendations. Check with your area

# Putting the Fun in Guider Recognition

## Informal Thanks for Every Season

These are exciting times in Girl Guides. Guiders across the province are doing amazing work to bring our Girls First program to life so that girls of all ages can explore and challenge themselves to be everything they want to be. But let's face it, this can be tiring work, and occasionally Guiders need some inspiration to keep moving forward—something that brings a smile to our faces, shows us a little appreciation and gives us encouragement to keep up the good work.

When I became the awards specialist for Loughheed Area three years ago, I made it my mission to promote and share informal forms of Guider recognition known as informal thanks—positive affirmations—that can be given out anytime at unit and council meetings, Guider appreciation events, trainings and other opportunities where Guiders could use a pat on the back for the work they do.

Creativity knows no bounds when it comes to informal thanks. It can be a Mars chocolate bar with a note attached saying, “You are out of this world!” or a package of microwavable popcorn letting Guiders know, “Thanks for POPPING up some great ideas.” Here are some ideas you can use to recognize and thank your Guiders for the everyday things they do to make Guiding fun throughout the year.

### Spring Butterfly Thanks

#### Supplies

- 1 pipe cleaner
- 1 Cadbury Mini Eggs package (take advantage of great discounts on candy after Halloween, Christmas and Easter)
- card stock

#### Instructions

1. Print or write message on card, for

example, this Maya Angelou quote: “We delight in the beauty of the butterfly, but rarely admit the changes it has gone through to achieve that beauty.”

2. Punch a hole in the upper left corner of the card.
3. Run a pipe cleaner through the hole and twist the ends of the pipe cleaner around the package of candy.



### Summer Water Bottle Refill Counter Thanks

#### Supplies

- 1 rubber band (to stretch around a water bottle)
- decorative cording or string
- 5 pony beads or large glass beads
- card stock

#### Instructions

1. Print or write message on card, for example, “Thank you for a great year of Guiding FUN! Enjoy the water bottle counter. Stay refreshed and energized! Have a great summer!”

2. YouTube video instructions on making a water bottle refill counter are available at <https://www.youtube.com/watch?v=djuc6sUw2w0>.



Photos: Audrey Wang

### Thanks a Latte

#### Supplies

- 1 Starbucks VIA Instant Coffee or any other small package of instant coffee



continued on next page ➡



continued from page 26

- double-sided tape
- card stock

**Instructions**

1. Print or write message on card, for example, "Thanks a latte for grinding through our budget meeting."
2. Attach instant coffee package to card with double-sided tape.

**Go Big or Go Gnome Holiday Thanks**

**Supplies**

- 1 large pinecone
- thick white yarn (for the beard)
- red felt (for the hat)
- red- and green-coloured mini button brads (for hat decoration)

- small wooden ball (for the nose)
- string
- hot glue gun
- card stock

**Instructions**

1. Print or write message on card, for example, "Go Big or Go Gnome!! Thanks for leading a great Guiding year. Here's to a fantastic New Year."
2. Attach craft pieces to pinecone with hot glue.

Find more ideas, links and downloadable resources on the Lougheed Area Awards webpage, <http://www.girlguideslougheedarea.org/awards/ideas-informal-thanks/>.



**SOAR 2020**

BC Girl Guides

**When:** July 24 to August 1, 2020

**Where:** Sooke, BC

**Who:** Patrols of eight girls (born in 2009 or earlier) and two Guiders  
(Rangers may come with four girls and one Guider)

Applications for Sub Camp Teams open January 1, 2019; deadline February 28, 2019.

Applications for Core Staff and Patrol Guiders open April 15, 2019.

Girl registrations begin January 1, 2020.

Applications and more information available at [soarbc.com](http://soarbc.com).

---


 <https://www.facebook.com/soarbc/>

 <https://twitter.com/GGCSOARBC>

 <https://www.instagram.com/ggcsoarbc/>

 <https://www.youtube.com/c/SOARBC>





Laundry line.

# River's Edge Rangers

## Silkscreen Their Way to Our Chalet

*Karen Kielbasa, River's Edge District Commissioner, West Coast Area*

When our Rangers decided to embark on an international trip, bottle drives, cookie sales and craft fairs were a part of their early fundraising discussions. Yet, the girls wanted to do something other than promote the products of other companies. Ideas of creating their own product turned into brainstorming about what items would be helpful and appealing to the Guiding community.

My co-Guider Chelsea and I joked that something camp-oriented would be a good place to start, remembering how trying to identify the lonely socks and undergarments during camp could lead to embarrassing moments. The girls concluded that everyone could use a dirty laundry bag and a tea towel at camp. Not only are these vital camp items, but also the girls could produce them on their own. A humble start, but the Rangers were learning to create their own opportunities to

be entrepreneurs to earn money. Like others who design, craft, invent or do-it-yourself, the Rangers had joined the Maker Revolution!

The girls next needed to figure out which supplies to purchase: cotton bags, towels, silkscreens, squeegees and ink to begin with. With laptops powered up, everyone searched the internet to determine where these items could be purchased, taking into consideration cost versus quantity, shipping and product reviews. At the end of the meeting we placed our orders, excited at the prospect of our new venture.

Our next task was creating artwork for the tea towel. We chose to highlight our much-loved Guiding properties located in the Lower Mainland, the four seasons, Guiding activities and our ever-popular cookies! At **Camp Olave**, during summer months, we camp, swim,



Open silk screen.





Tea towel.

kayak and do archery along the oceanfront. In autumn, we sell chocolatey mint cookies and enjoy sleepovers at **Richmond Guide House**. Memories of snowshoeing up to **Hollyburn Chalet**, a rustic cabin, offer exciting winter fun. In springtime, classic chocolate and vanilla cookies are sold, and at **Woodwards Landing**, a.k.a. the Bunny Park, we pitch tents, ride bikes, sing songs around a campfire and host practice–SOAR camps. As a designer, I happily set out to capture these ideas onto a large 52 x 88 cm tea towel format.

For the dirty laundry bag, we liked the idea of printing a subtle message that said “stay out of our dirty laundry,” Girl Guide style.

Once the drawings were complete, we sent the artwork to a silkscreening shop, which burned the images onto screens for us to print with.

After receiving our shipments of supplies, we realized the cotton bags were crudely made and decided to improve the quality. We broke the work up into several tasks; we ripped out the unsightly red threads that had been sewn to secure the single drawstring, then resewed the top edge to accommodate another drawstring. Having two drawstrings to pull made the bags easier to open and close. We also serged all the inside seams of each bag to make them more durable. These tasks consumed a majority of our meetings, creating a collective effort that resembled an old-time sewing bee, where we talked about our trip and goings-on in our lives.

### Silkscreening 101

It took all of us several tries to become proficient at silkscreening. Once we produced our first well-screened products, we felt elated and more confident about our endeavour and the investment in our stock of supplies. After being screened, the bags and tea towels were hung to dry on a myriad

of lines crisscrossing my living room that, after a while, resembled a laundry facility.

Once the tea towels and laundry bags were dry, we had to set the ink with a large hot press iron; luckily we sourced one on Craigslist, as household irons are too small. Every product was then folded with care, ready to be sold.

Order forms were printed and news of our product was sent out to the Guiding community via Facebook, West Coast Whisper (the area’s electronic newsletter), RiversEdgeRangers@gmail.com and word of mouth. Our first orders confirmed we had created viable products. Receiving orders from as far away as Quebec and Ontario increased our confidence and had us doing individual happy dances! With more orders to fill and eight months until we leave, the River’s Edge Rangers will continue to silkscreen their way to Our Chalet.

*Please note that this activity no longer meets national merchandising guidelines. “Members may create craft items that use the GGC logo, Trefoil and tagline ... where individual items are not identical to others. These items cannot be sold, or have an associated fee.” When planning fundraising activities, always check the latest fundraising guidelines.*



Laundry bags.



Folded tea towel.



# Remembrance Day

Megan Brumovsky, South Williston–Mackenzie District PR Enthusiast

Amelia, a South Williston–Mackenzie District Brownie, took the crowd's breath away and brought tears to many an eye at the local Remembrance Day ceremony. One of the youth, whose names were drawn by Guiders to lay the district's wreath, Amelia spontaneously stood at the podium and recited *In Flanders Fields* by memory without a trace of nervousness.

With retired veterans on both sides of Amelia's Canadian/American family, she has grown up being educated about the military. Her grandparents, Lyse and Al, run Mackenzie Legion #273, of which Lyse is president. Amelia's mother, Loni, notes that her children are "fully aware that men and women give up everything, and some come home, but some don't."

When Amelia was asked why she recited *In Flanders Fields* at the Remembrance Day ceremony, she recalled feeling moved to recite the poem for "Memère [her grandmother Lyse] and her friends" at the poppy table in the Mackenzie Centre Mall. Amelia was excited to share the poem with someone in uniform. Captain Deborah Law, 787 Royal Canadian Banshee Cadet Squadron, was "really impressed that someone so small could remember ALL the words." Law strongly believes in youth participation on Remembrance Day.

"As a child of peace training children of peace, I think it is extra important for children nowadays to recognize the sacrifice of the past. When we acknowledge the real horror of war we are in a better place to prevent it in the future. Hopefully, with this knowledge, we can continue with many more generations of peace."

Amelia's teacher, Ms. Weissenmayer, helped the children in her classroom memorize the iconic poem by teaching them one line per day. As Amelia puts it, "We did it bit by bit, and on Friday we got to recite it at the assembly." Each day the class discussed the meaning behind each verse "so we can understand the viewpoint of the peacekeepers and the soldiers," said Ms. Weissenmayer.

Lyse consistently encourages the youth of Mackenzie to be involved in the legion. "Our youth are our future; they are the ones we are counting on to step into our shoes and make sure that they keep our veterans alive in all our hearts. Without them we will not survive; we will have no one to carry the torch and to make sure that we remember those who gave their lives for our freedom."

Thank you, Brownie Amelia, for leading by example and keeping that torch alive. You made the community of Mackenzie very proud on November 11, 2018.



# Me to We Leadership Academy 2018

Morgan, 1st Chase River Rangers, Nanaimo Arbutus District, Pacific Shores Area



Photo: RYANNE

The Me to We Leadership Academy was incredible. The most memorable part was Take Action Day. My group went to the WE Global Learning Centre for a tour and volunteered at Jessie's Centre, a resource in Toronto where young pregnant women can go for support in making decisions about their pregnancies. We also made hygiene kits for the centre. This was an eye-opening experience, and I hope to return to Take Action Camp next year. Thank you, BC Council, for supporting and sponsoring my trip.



## Take Action Camp

Me to We Camp  
in Ontario

**August 2019**

*(exact dates to be announced)*

The BC International Committee will be selecting four girls 14 to 17 years of age at the start of the event to be part of Me to We's Take Action Camp. The camp is about finding your passion, gaining leadership skills and learning to use your strengths and skills to do good in the world while also participating in games, campfires, outdoor activities, fun and friendship. Travel to Bethany, Ontario, just outside of Toronto, where you'll take part in a weeklong session with other young people who are excited to learn what you can do to make the world a better place for all of us. You can make the difference!!!

Watch the BC Girl Guide website and your email for more information and how to apply in early spring for this wonderful opportunity.



Photos: Pat Mahon

### Iron Chef, Chopped Style!

Pathfinders and Rangers from all over the **Pacific Shores Area** converged on Camp Creina, a wooded Guide camp property in the Cowichan Valley, one weekend this fall. They set up their sleeping quarters, handed in their decorated cookie boxes and finalized their battle plans.

The next day, under sunny skies, the patrols set up their kitchens and the fun began. The food draft was first—after seeing the ingredients available, the patrols drew for places in the order in which they could pick their ingredients. At the end of each round, the patrols received the mystery items that had to be used in all the dishes.

The afternoon was filled with the sounds, sights, smells and flavours of cooking and tasting. Some girls were brand-new cooks; others were experienced Iron Chef competitors. The variety of dishes that the patrols prepared using the same required mystery ingredients amazed the judges, Deanie Patton, Iris Symon and Marian Davies. They had the difficult task of judging 13 appetizers, 13 main courses and 13 desserts to choose who got chopped and who won!

These events happen thanks to the enthusiasm of the organizers and the participants. Iron Chef 2019 will have a new theme. See you next year!



1st Mountain Prevost Pathfinders, Mountain Valley Trail District, **Pacific Shores Area**, grew by nine girls this year! The focal point of their enrolment ceremony was a Trefoil, outlined in tea lights, around which the girls said their Promises and received their pins. Photo: Carol Smith



1st Maple Guides and 1st Campbell River Guides, **Pacific Shores Area**, took a break and burned off some chocolate by taking a walk on a beautiful November day. They had been enjoying many types of chocolate while they worked on the Prairie Rose Chocolate Challenge and had also made chocolate granola, chocolate playdough and even chocolate bath salts! To complete your own chocolate challenge, go to the Alberta Girl Guides website; select *Program > Challenges > Prairie Rose Area Chocolate Challenge*. Photo: Barb Baldwin





South Williston–Mackenzie District, **Rivers North Area**, refreshed with new leaders, hosted its first big event, a fall sleepover in Mackenzie’s newly acquired youth centre, dubbed “The 92.” Girls from Sparks to Pathfinders, along with

invited Guiding members from Vanderhoof, enjoyed games, pizza and a movie, baked cookies, decorated pillowcases and earned “Pizza Night” and “Sleepover” crests. Some girls even slept! Photos: Megan Brumovsky



1st Roberts Creek Pathfinders, **Lions Area**, created string art as part of their Promise and Law evening. The only requirement was that they include the Trefoil. Otherwise, their designs were unique. Photo: Annalisa Adam



**Trex Rendezvous 2018!** Trex members from around BC gathered last October at Camp Jubilee, a waterfront camp on Indian Arm in North Vancouver, for a weekend of friendship and adventurous activities, including kayaking and high ropes. Photos: Laura Allgrove



Mint cookie cases were transformed into haunted houses!



Isabella displays the pumpkin beanbag she created from recycled sweaters!

10th River’s Edge Guides, **West Coast Area**, thought outside the box at Halloween. Photos: Karen Kielbasa





# AROUND BC



Brownie Hideaway was the site of a giant pumpkin carving party, as girls in **Tetrahedron District** continued a Girl Guide tradition at Camp Olave, "Pumpkins on the Rock." The pumpkins were lit on Halloween night; in the following days they were donated to a farm in Sechelt for food for the pigs. Photos: Debbie English



2nd Sechelt Guides, Roberts Creek Guides and Roberts Creek Pathfinders, from **Lions Area**, role played archaeologists and examined a real mummy as part of the Museum of Vancouver's amazing "Night of the Mummy" program (<https://museumofvancouver.ca/overnight-at-the-museum/>). They also slept over at the MUSEUM. Photo: Nicole Poirie



Remembrance Day ceremony in Sechelt.



Remembrance Day ceremony in Roberts Creek.

Girl Guides of Canada was represented by **Tetrahedron District** at Remembrance Day ceremonies along the Sunshine Coast.



1st Fort St John Sparks Unit, Alcan District, **Rivers North Area**, has a Spark doll named Crystal that the Sparks take turns bringing home each week. Crystal is always kind and a great friend. Embracing the messages of acceptance and inclusion that Crystal represents, Sophia K. dressed up as the Spark doll for Halloween!

Photo: Charlene Keithley





Amy, Jenna and Clair, members of 15th River's Edge Guides, **West Coast Area**, drink magic enrolment potion concocted by their Guiders for their enrolment ceremony. A shout-out goes to Guider Elisha Hardwick who organized this special event. Photo: Karen Kielbasa



1st Chase River Pathfinder Chloe bridges with 2nd Parksville Guides, Coastal Rainforest District.



Left to right: Rylee, Callee and Elizabeth Wennerberg.

**Pacific Shores Area** Sparks Guider and coffee barista Elizabeth Wennerberg runs craft nights for Girl Guides at Starbucks in Port Place Mall, in Nanaimo. In January, she organized the first craft night at Starbucks' Duncan location, where she was joined by Pathfinders and a Brownie helper. It was a great evening of community engagement, trader making and bridging. Photos: Val Froom



Tetrahedron District tree, Sechelt Festival of Lights

Decorating a tree for the Sechelt Festival of Lights was a district-wide affair. Sparks, Brownies, Guides and Rangers made the ornaments at their unit meetings; Brownies, Guides and Tetrahedron's district commissioner decorated the tree. Photo: Nicole Poirier



Trefoil cookies.



Playing Stella Stella Ola.

**Lions Area's** 2nd Sechelt Guides have a talented Unit Assistant! For the unit's enrolment ceremony, Tricia Bruce baked and decorated dozens of beautiful cookies to celebrate. Photos: Nicole Poirier



# Girl Guides

British Columbia Council

**Return undeliverable Canadian addresses to:**

Girl Guides of Canada - BC Council  
107-252 Esplanade W., North Vancouver, BC V7M 0E9  
Tel: 604-714-6636 • Fax: 604-714-6645

CANADA		POSTES
POST		CANADA
Postage paid		Port payé
Publications Mail		Poste-publications
40681574		40681574

